

Cool Drive U339 Pro BB23 Series

Table of Contents

1. Introduction to Cool Drive	1
2. Main Features Overview	1
3. Hardware Specification	1
3.1 USB Interface	1
3.2 NAND Flash Interface	1
3.3 OS Support	1
3.4 Product Capacity	1
4. Block Diagram	2
5. Absolute Maximum Ratings	2
6. DC Characteristics	3
7. Recommended Operating Conditions	3
8. Pin Assignments	3
9. Physical Specifications	4

Revision History

Revision	Date	History	Remark
A.0	09/08 '06	New Creation	

Important!! Please make sure the driver matches the part number on your pen drive before you download.

Software AP System Requirements. One of following operation systems: Windows 98/98SE/Windows ME/Windows 2000/Windows XP

The advertised memory capacity of this device represents unformatted capacity. Please note that once formatted and due to variations in flash module block limitations, the functional storage space will be lower than the advertised capacity.

"PQI reserves the right to make changes without notification when fit, form, function, quality and reliability are not affected. The data sheets do not constitute contract documents and should not be considered part of the specification for purposes of any warranty."

1. Introduction to U339 Pro

The **U339 Pro** gives you portability and security to offer you a peace of mind. Compact futuristic design in metallic casing. The PQI Cool Drive **U339 Pro** also comes with USB Notebook – Personal File Manager software which is design for data security and easy management of your personal data

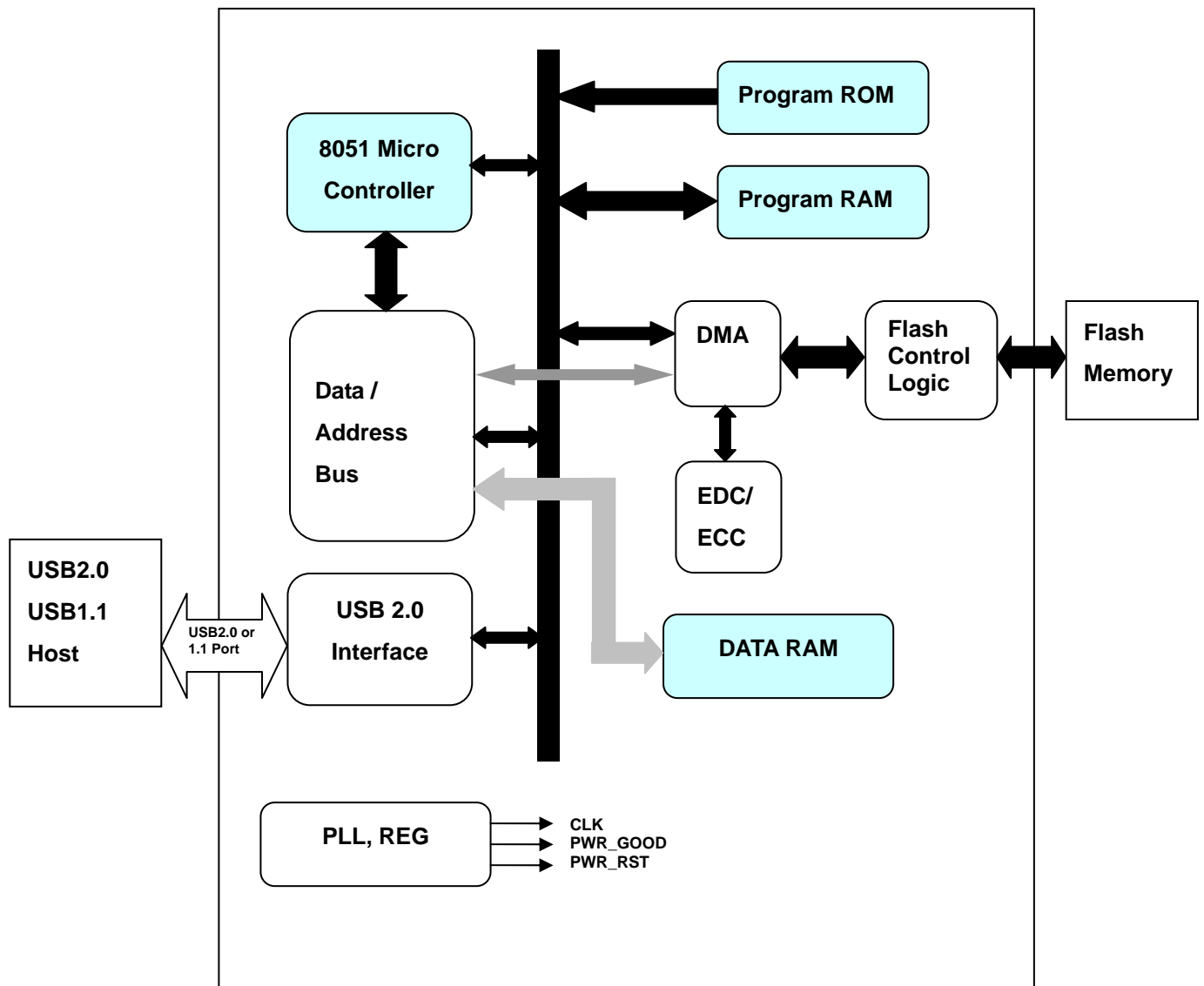
2. Main Features Overview

- ◆ Ultra transfer rate: Read up to 25MB/sec
- ◆ Compact metallic casing with futuristic design
- ◆ Mobile USB flash drive, USB 2.0 compatible
- ◆ Hot swappable, USB Plug & Play compatible
- ◆ LED indicator with three modes: Busy, waiting, and off
- ◆ Multimedia and data storage
- ◆ Includes software USB Notebook – Personal File Manager software which is design for data security and easy management of your personal data featuring

3. Product Specification

USB Interface	High-speed USB 2.0 interface; backward compatible with USB 1.1	
NAND Flash Interface	Integrated ECC circuits for 4-bit error correction	
OS Support	No drive is required for Windows ME, 2000,XP or Mac OS 9.x	
Environment		
Temperature	Operating	0°C to 65°C
	Non-Operating	-20°C to 75°C
Vibration	Operating	0.2G
	Non-Operating	15G
Shock resistant	Operating	150G
	Non-Operating	1000G
Configuration		
Capacity	128MBytes ~ 4GBytes	
Reliability		
MTBF(@25°C)	1,000,000 hours	
Power Requirement		
Voltage	DC 3.3/5V ± 10%	
Power Consumption		
Read	<100mA	
Write	<120mA	
Standby	<100mA	
Un-configuration	<100mA	
Suspend	<1.5mA	

4. Block Diagram



5. Absolute Maximum Ratings

Symbol	Parameter	Min	Max	Unit
T _{storage}	Storage Temperature	-20	75	°C
T _a	Ambient Operating Temperature	0	65	°C
V _{cc3}	3.3V Supply Voltage	-0.3	3.6	V
V _{cc18}	1.8V Supply Voltage	-0.3	2	V
V _{in3.3}	3.3V Buffer Input Voltage	-0.3	3.6	V
V _{in3/5}	3.3V/5V Buffer Input Voltage	-0.3	5	V
V _{in1.8}	1.8V Buffer Input Voltage	-0.3	2	V

6. DC Characteristics

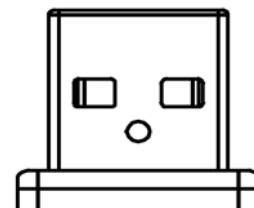
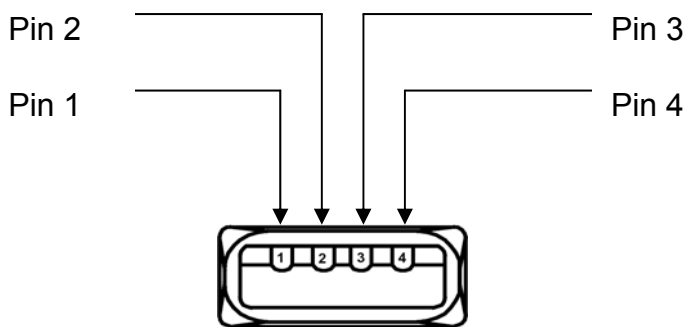
Symbol	Parameter	Min.	Typical	Max.	Units
V _{DD}	Supply voltage for VCC3 or VCC3A	3.0	3.3	3.6	V
V _{DD18}	Regulator output voltage for VCC or VCCA	1.62	1.8	1.98	V
V _{IL}	Input Low Voltage	-0.5		0.8	V
V _{IH}	Input High Voltage	2.0			V
V _{OL}	Output Low Voltage (IOL=4mA)			0.4	V
V _{OH}	Output High Voltage (IOH=4mA)	2.4			V
C _{IN}	Input pin capacitance			10	pF
I _{DD}	Supply current		50		mA
I _{SUS}	Suspend current (D+1.5KΩ)			300	uA

7. Recommended Operating Conditions

Symbol	Parameter	Min.	Typ.	Max.	Units
V _{CC33}	Power Supply Voltage	3.0	3.3	3.3	V
V _{IN}	Input Voltage	0	V _{cc}	V _{cc} + 0.3	V
V _{CC25}	Internal Power Support	2.25	2.50	2.75	V

8. Pin Assignments

Pin No.	Pin Name	Function
1	VCC	USB power input
2	USB D-	USB differential signal
3	USB D+	The pairs are used to transmit Data/Address/Command
4	VSS	Ground



9. Physical Specifications

9.1 Dimensions:

- 9.1.1 Height: 68.05mm
- 9.1.2 Width: 18.50mm
- 9.1.3 Depth: 8.99mm
- 9.1.4 Weight: 12.6g ± 1g

9.2 Outline of top view

